




## ECAT Pre Engineering Entry Test

Sr	Questions	Answers Choice
1	Question Image	D. none of these
2	Question Image	A. 0 D. undefined
3	Question Image	A. 9 B. -9 C. 0 D. 1
4	Question Image	A. 1 B. 0 C. 5 D. 2
5	Question Image	
6	Question Image	
7	Question Image	A. 0 B. 1 C. -1 D. undefined
8	The slope of y-axis is	A. 0 B. undefined C. 1
9	The slope of x-axis is	A. 0 B. undefined C. 1
10	Question Image	A. 0 B. 1 D. undefined
11	Question Image	A. 0 B. 1
12	Question Image	A. 0 B. 1
13	Question Image	A. 0 B. 1
14	Question Image	A. 0 B. 1
15	Question Image	
16	The inclination of a line parallel to y-axis is	
17	The inclination of a line parallel to x-axis is	
18	Question Image	
19	Question Image	D. none of these
20	Question Image	
21	Question Image	
22	Question Image	
23	Question Image	
24	Question Image	
25	Question Image	
26	Question Image	

27	
28	
29	
30	